

Chargent Accounting Seed Integration



Overview

AppFrontier's **Chargent Payment Processing for Salesforce** includes a prebuilt integration with the popular **Accounting Seed** Accounting and ERP application for Salesforce. Check a single box in a Chargent Gateway record, and successful credit card transactions in Chargent will automatically create corresponding records related to that Account in Accounting Seed. You can then apply the Cash Receipts or Cash Disbursement records to the account that was billed without any additional data entry in Accounting Seed.

- Approved **Charge** transactions in Chargent automatically create a **Cash Receipt** in Accounting Seed
- Approved **Refund** transactions in Chargent automatically create a **Cash Disbursement Batch** with a single **Cash Disbursement** in Accounting Seed




Implementation

1. Check the “Accounting Seed Integration” checkbox in gateway record to activate the integration. If you have multiple active gateway records be sure to select the checkbox for each of them.

Gateway  **David's Stripe Gateway** [Customize Page](#) | [Edit Layout](#) | [Printable View](#) | [Help for this Page](#) 

[« Back to List: Leads](#)


Gateway Detail [Edit](#) [Delete](#)


Record Type	Stripe [Change]	Owner	 Micaiah Filkins [Change]
Gateway Name	David's Stripe Gateway	Test Mode	<input checked="" type="checkbox"/>
Merchant ID 	*****	Debug	<input checked="" type="checkbox"/>
Merchant Security Key 	*****	Use Tokenization	<input type="checkbox"/>
Active	<input checked="" type="checkbox"/>		
Accounting Seed Integration	<input checked="" type="checkbox"/>		
Created By	Micaiah Filkins , 12/12/2013 4:27 PM	Last Modified By	Micaiah Filkins , 12/12/2013 4:27 PM

2. Edit the Page Layout for the Chargent Transaction object related to either Opportunities, Cases, or Chargent Orders (depending on which Chargent transaction package you are using). Note: This step may not be necessary for new installations of Chargent.

NOTE: Both Chargent and Accounting Seed have an object called “Transactions”, so be sure to choose the Chargent one.

- Add “Cash Receipt” field
- Add “Cash Disbursement” field

Transaction  **TRX-000000001**

[Edit Layout](#) | [Printable View](#) | [Help for this Page](#) 

[« Back to List: Transactions](#)

Transaction Detail		Edit	Delete	Clone	Charge Authorized	Void	Refund
Transaction ID	TRX-000000001				Type	Charge	
Gateway Date	1/11/2014 7:52 AM				Response Status	Approved	
Gateway ID	0				Response Message	(TESTMODE) This transaction has been approved.	
Order	ORD-000000000				Gateway	Auth.net	
Recurring	<input type="checkbox"/>						
AVS Zip							
AVS International							
Tokenization							
Cash Disbursement							
Cash Receipt	a0Ji0000004o3eMEAQ						

3. Refer to the Accounting Seed documentation for information on [how to apply Cash Receipts](#) and [Cash Disbursements](#) to your Accounting Seed Accounts and Billings.

Additional Information

Account Lookup

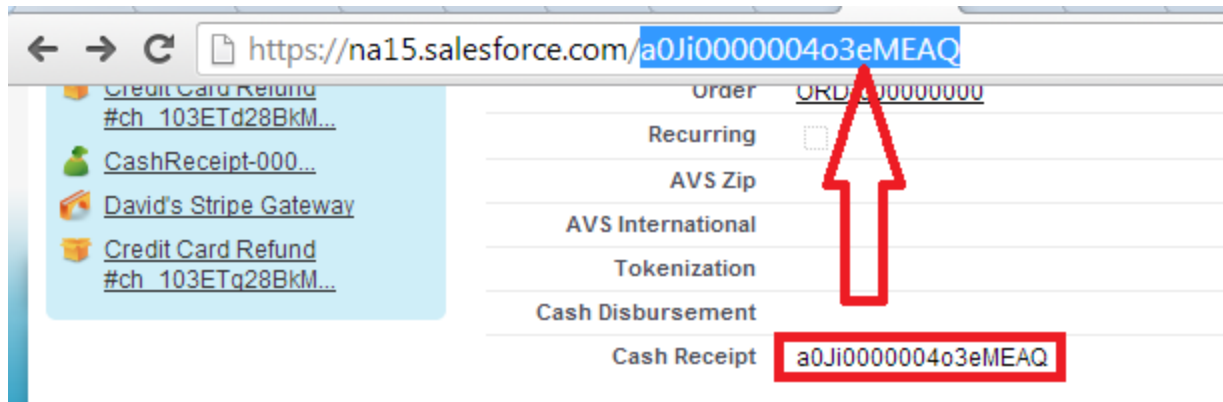
All Cash Receipts and Cash Disbursements need to be related to an Account in Salesforce. For this reason, we have added an Account lookup field to the Chargent **Orders** custom object in Salesforce, though you may have configured it to have lookup or Master-Detail relationships with other objects.

Relating Transactions

For each Chargent transaction, the 15 digit Salesforce record ID of the corresponding Cash Receipt or Cash Disbursement is saved in the Cash Receipt or Cash Disbursement field on the

Chargent Transaction record.

To quickly view the Cash Disbursement or Cash Receipt, just copy and paste that value into your browser bar after the Salesforce URL.



Voids

While approved Charge transactions create a Cash Receipt in Accounting Seed, and approved Refund transactions create a Cash Disbursement in Accounting Seed, if you Void a transaction in Chargent (similar to a refund but done before the daily batch settles), generally you should simply delete the related cash receipt that was created when the Charge first went through.

Security

The integration between Chargent and Accounting Seed takes place entirely inside of Salesforce, as both applications are 100% Salesforce native. There is no transmission of data outside of your Salesforce org (other than the initial call out between Chargent and your payment gateway to initiate a transaction.)

Integration Detail: Cash Receipts

The integration between Chargent and Accounting Seed creates a Cash Receipt in Accounting Seed for every transaction in Chargent where **Type = Charge** and **Response Status = Approved**. The Chargent **Gateway ID** is mapped to the Accounting Seed **Payment Reference** field, and the Chargent **Gateway Date** is mapped to the Accounting Seed **Receipt Date** field.



Cash Receipt

CashReceipt-0000047

[Customize Pa](#)

[« Back to List: Transactions](#)

[Transactions \[2\]](#) | [Billing Cash Receipts \[0\]](#) | [Open Activities \[0\]](#) | [Activity History \[0\]](#) | [Notes & Attachments \[0\]](#) | [Cas](#)

Cash Receipt Detail

[Edit](#) [Delete](#) [Clone](#) [Apply](#) [Post](#) [Unpost](#)

Cash Receipt Name	CashReceipt-0000047	Owner	 Valery
Posting Status	Posted	Accounting Period	2014-01
Account	Valery	Applied Amount	\$0.00
Amount	\$33.00	Balance	\$33.00
Payment Reference	0		
Purpose	Customer Receipt		

Integration Details: Cash Disbursements

The integration between Chargent and Accounting Seed creates a Cash Disbursement Batch with a single Cash Disbursement in Accounting Seed for every transaction in Chargent where **Type = Refund** and **Response Status = Approved**. The Chargent **Gateway ID** is mapped to the Accounting Seed **Reference** field, as well as being used to name the **Cash Disbursement Batch** in the format of **Credit Card Refund#{Gateway ID}**. The Accounting Seed **Vendor** field is a lookup to the Salesforce **Account**, since all Cash Disbursements need to be associated with an Account.



Cash Disbursement

CashDisb-00000004

[Customize Page](#) | [Edit Layout](#) | [Printable Vie](#)

[« Back to List: Installed Package](#)

[AP Disbursements \[0\]](#) | [Open Activities \[0\]](#) | [Activity History \[0\]](#) | [Notes & Attachments \[0\]](#) | [Cash Disbursement History \[2\]](#)

Cash Disbursement Detail

[Edit](#) [Delete](#) [Print Checks](#) [Void](#) [Post](#) [Unpost](#)

Cash Disbursement Batch	Credit Card Refund #ch_103ETq28BkMVOU8OfAUf0utJ	Type	Electronic
Cash Disbursement Name	CashDisb-00000004	Disbursement Date	1/2/2014
Check Number		Amount	\$55.00
Reference	ch_103ETq28BkMVOU8OfAUf0utJ	Full Remittance	
Posting Status	In Process		
Payment Status	Paid		